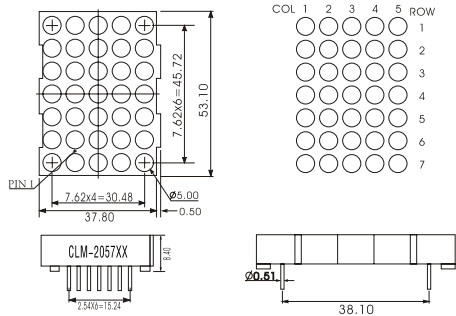


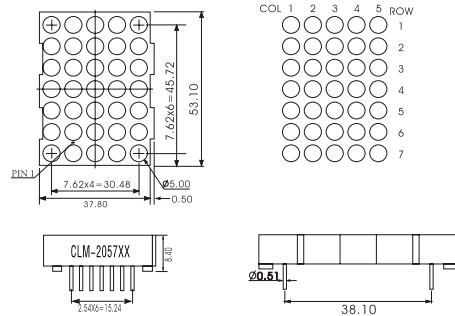
Part No.	LED Chip(Ta= +25°C)					
	Material	Emitted Color	λP (nm)	If=20mA		
				Vf(V)	Iv(mcd)	
				Typ.	Max.	Typ.

PACKAGE DIMENSION

CLM-2057A □ / B □



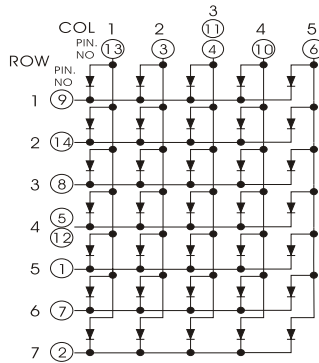
CLM-2057C □ □ / D □ □



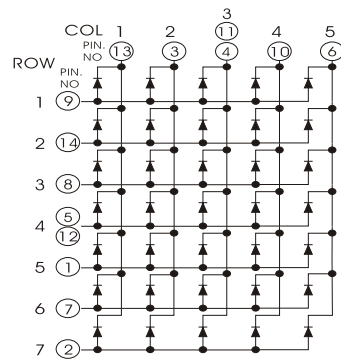
CLM-2057△E	GaAsP/GaP	Orange	630	2.0	2.4	12
CLM-2057△G	GaP	Yellow Green	568	2.2	2.6	13
CLM-2057△S	GaAlAs/GaAs	High-Red	660	1.8	2.3	13
CLM-2057△SR	GaAlAs/GaAs	Super Red	660	1.8	2.0	18
CLM-2057△EG	GaAsP/GaP	Orange	630	2.0	2.4	12
	GaP	Yellow Green	568	2.2	2.6	10
CLM-2057△SG	GaAlAs/GaAs	High-Red	660	1.8	2.3	15
	GaP	Yellow Green	568	2.2	2.6	12

INTERNAL CIRCUIT DIAGRAM

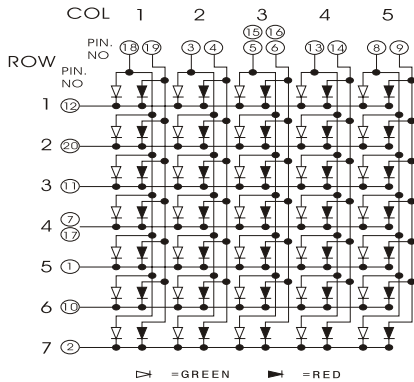
CLM-2057A □



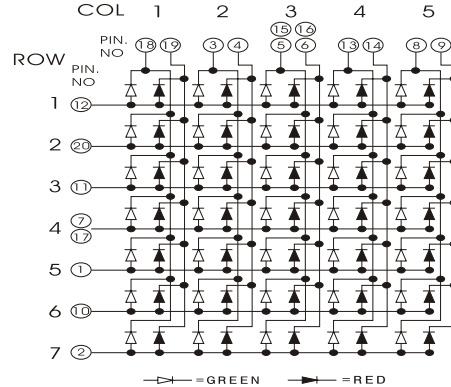
CLM-2057B □



CLM-2057C □ □



CLM-2057D □ □



Remark : 1. "△" represents Internal Circuit Feature: A, C, E...Common Cathode, B, D, F...Common Anode.
 2. "□" represents LED Emitted Color.
 3. All dimensions are in millimeters, tolerance is 0.25mm unless otherwise noted.
 4. Above specification is measured by CHANGLI's test instrument and may be changed without notice.
 5. Supplier will reserve authority on material change for above specification.