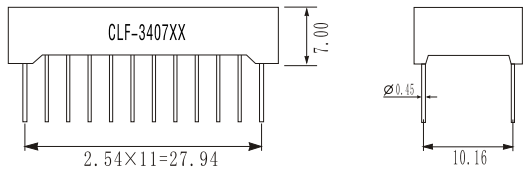
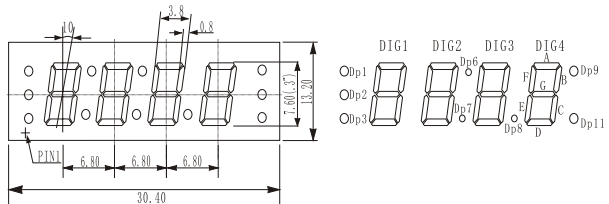
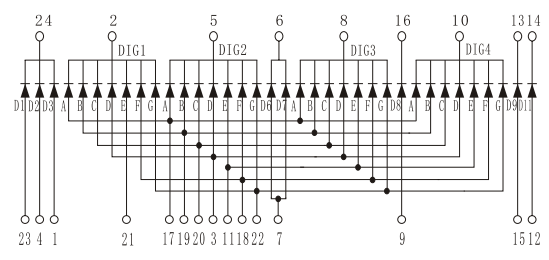


Part No.	LED Chip (Ta = +25°C)				
	Material	Emitted Color	λP (nm)	If = 20mA	
				VF (V)	Iv (mcd)
PACKAGE DIMENSION			INTERNAL CIRCUIT DIAGRAM		
Typ.		Max.		Typ.	

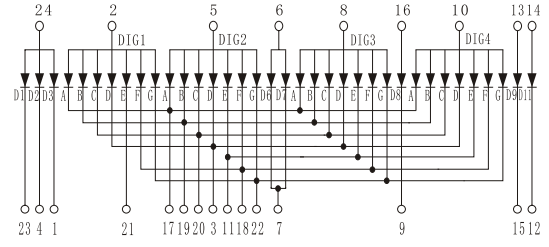
CLF-3407Series



CLF-3407A□

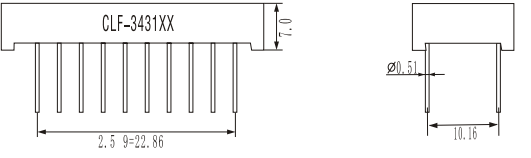
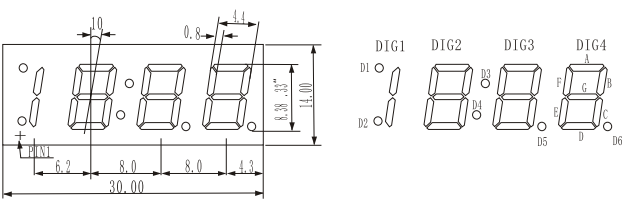


CLF-3407B□

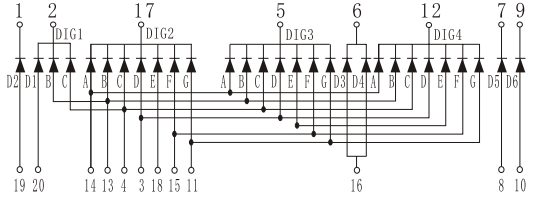


CLF-3407△E	GaAsP/GaP	Orange	610	2.0	2.4	10
CLF-3407 G	GaP	Yellow Green	568	2.2	2.6	11
CLF-3407 S	GaAlAs/GaAs	High-Red	660	1.8	2.3	11
CLF-3431△E	GaAsP/GaP	Orange	610	2.0	2.4	10
CLF-3431 G	GaP	Yellow Green	568	2.2	2.6	11
CLF-3431 S	GaAlAs/GaAs	High-Red	660	1.8	2.3	11

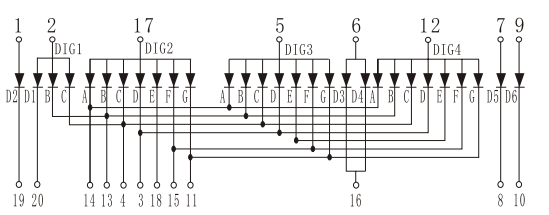
CLF-3431Series



CLF-3431A□



CLF-3431B□



Remark : 1. "△" represents Internal Circuit Feature: A、C、E...Common Cathode, B、D、F...Common Anode.  
 2. "□" represents LED Emitted Color.  
 3. All dimensions are in millimeters(inches), tolerance is ± 0.25mm(0.01" ) unless otherwise noted.  
 4. All the products are RoHS-compliant.  
 5. Supplier will reserve authority on material change for above specification.